



Institute for
New Economic Thinking
AT THE OXFORD MARTIN SCHOOL



IMPERFECT KNOWLEDGE, UNPREDICTABILITY AND THE FAILURES OF MODERN MACROECONOMICS

David F. Hendry

Director EMod, Institute for New Economic Thinking at the Oxford Martin School
INET Plenary Conference, Edinburgh, October 2017

Research jointly with Jennifer Castle, Jurgen Doornik, Søren Johansen and Felix Pretis

- (1) *Five theorems about conditional expectations*
- (2) *Uncertainty, unpredictability and unanticipated shifts*
- (3) *Empirical location shifts*
- (4) *Imperfect knowledge and conditional expectations*
- (5) *Modelling tools to detect shifts*
- (6) *Conclusions*

[1] The conditional expectation is the **minimum mean square error** (MMSE) **unbiased** predictor.

[2] The expectation of the conditional expectation is the unconditional expectation, also called the **law of iterated expectations**.

These are well known: see Goldberger (1991, p. 46–51) for proofs.

[1] The conditional expectation is the **minimum mean square error** (MMSE) **unbiased** predictor.

[2] The expectation of the conditional expectation is the unconditional expectation, also called the **law of iterated expectations**.

These are well known: see Goldberger (1991, p. 46–51) for proofs.

[3] **Incomplete knowledge** of the conditioning information need **not lead to biased expectations** (see e.g., Clements and Hendry, 2005).

[4] Conditional expectations can provide **unbiased forecasts** even in **mis-specified, mis-estimated models** (Hendry and Trivedi, 1972).

[5] Replacing unknown expectations by realized future outcomes, as in **New-Keynesian Phillips curve** (NKPC) models, is legitimate as such expectations can be shown to be unbiased (Galí and Gertler, 1999).

So why should we worry about **Imperfect Knowledge**?

“It would be an understatement to say that economic forecasts are a constant disappointment to investors. The trouble arises because the **forecasters’ models are fundamentally flawed.**

.... so-called New Keynesian models rarely pick up big economic shifts **(which) are inherently unpredictable.**”

John Plender, *Financial Times*, April 22 2017

“It would be an understatement to say that economic forecasts are a constant disappointment to investors. The trouble arises because the **forecasters’ models are fundamentally flawed.**

.... so-called New Keynesian models rarely pick up big economic shifts **(which) are inherently unpredictable.**”

John Plender, *Financial Times*, April 22 2017

During a visit to LSE in 2009, **Queen Elizabeth II asked Luis Garicano “why did no one see the the credit crisis coming?”**

Even earlier, **Prakash Loungani (2001) claimed “The record of failure to predict recessions is virtually unblemished.”**

How could this dismal record happen given theorems [1]–[5]??

“It would be an understatement to say that economic forecasts are a constant disappointment to investors. The trouble arises because the **forecasters’ models are fundamentally flawed.**

.... so-called New Keynesian models rarely pick up big economic shifts **(which) are inherently unpredictable.**”

John Plender, *Financial Times*, April 22 2017

During a visit to LSE in 2009, **Queen Elizabeth II asked Luis Garicano “why did no one see the the credit crisis coming?”**

Even earlier, **Prakash Loungani (2001) claimed “The record of failure to predict recessions is virtually unblemished.”**

How could this dismal record happen given theorems [1]–[5]??

Because **Imperfect Knowledge** has profound consequences—far beyond forecast failure.

- (1) *Five theorems about conditional expectations*
- (2) *Uncertainty, unpredictability and unanticipated shifts*
- (3) *Empirical location shifts*
- (4) *Imperfect knowledge and conditional expectations*
- (5) *Modelling tools to detect shifts*
- (6) *Conclusions*



You are **certain** you are sitting here (pace Descartes).

You are **certain** you are sitting here (pace Descartes).

But you are **uncertain** if my talk will be clear, amusing, or informative.

You may be **uncertain** as to the truth of some statements after my talk.

You are **certain** you are sitting here (pace Descartes).

But you are **uncertain** if my talk will be clear, amusing, or informative.

You may be **uncertain** as to the truth of some statements after my talk.

Uncertainty abounds, both in the world and in our knowledge thereof.

But increased knowledge may help reduce our uncertainty.

Unpredictability is irreducible uncertainty.

There are **three levels of unpredictability**, dependent on the state of nature and our knowledge thereof.

Some aspects of unpredictability are measurable and quantifiable in reasonable ways: **probabilities** can be assigned to represent that unpredictability, as in rolling fair dice.

You are **certain** you are sitting here (pace Descartes).

But you are **uncertain** if my talk will be clear, amusing, or informative.

You may be **uncertain** as to the truth of some statements after my talk.

Uncertainty abounds, both in the world and in our knowledge thereof.

But increased knowledge may help reduce our uncertainty.

Unpredictability is irreducible uncertainty.

There are **three levels of unpredictability**, dependent on the state of nature and our knowledge thereof.

Some aspects of unpredictability are measurable and quantifiable in reasonable ways: **probabilities** can be assigned to represent that unpredictability, as in rolling fair dice.

Some events are so unpredictable that reasonable probabilities cannot be assigned.

A random variable X is unpredictable **with respect to some information** \mathcal{J} , if knowing \mathcal{J} does not change knowledge about X .

The distribution $D_X(X)$ of X is unaffected by knowing \mathcal{J} when $D_{X|\mathcal{J}}(X | \mathcal{J}) = D_X(X)$.

A random variable X is unpredictable **with respect to some information** \mathcal{J} , if knowing \mathcal{J} does not change knowledge about X .

The distribution $D_X(X)$ of X is unaffected by knowing \mathcal{J} when $D_{X|\mathcal{J}}(X | \mathcal{J}) = D_X(X)$.

(a) Intrinsic unpredictability occurs in a known distribution:

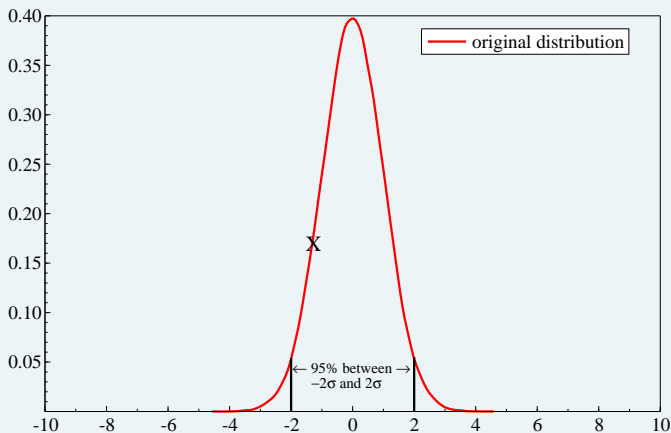
unknown knowns from **chance distribution sampling**;

'independent errors' in statistical theory;

random numbers in a simulation...

But which draw matters: bet on Red but get Black at Roulette.

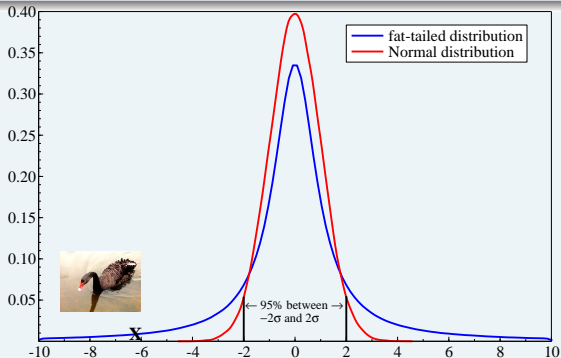
Called *intrinsic unpredictability* because it is a property of the random variable.



Normal distribution often the basis for probability calculations; 'random sampling' from a known distribution underpins much statistical inference: X is example of intrinsic unpredictability.

(b) Instance unpredictability, or known unknowns:

outliers from a known 'fat-tailed' distributions can occur at unanticipated times, signs, and magnitudes—see **Taleb (2007)**



Sometimes observe what are called 'black swan events': **X** shows **instance unpredictability—unknown magnitude, sign and timing**, but can attach probabilities to such events.

(c) Extrinsic unpredictability or unknown unknowns:

occurs from unanticipated **shifts of distributions**.

Unknown numbers, signs, magnitudes & timings of such shifts.

Cannot usually attach probabilities to their occurrence.

(c) Extrinsic unpredictability or unknown unknowns:

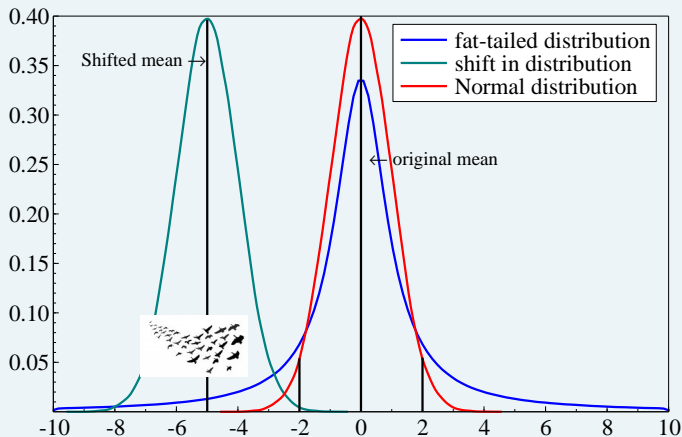
occurs from unanticipated **shifts of distributions**.

Unknown numbers, signs, magnitudes & timings of such shifts.

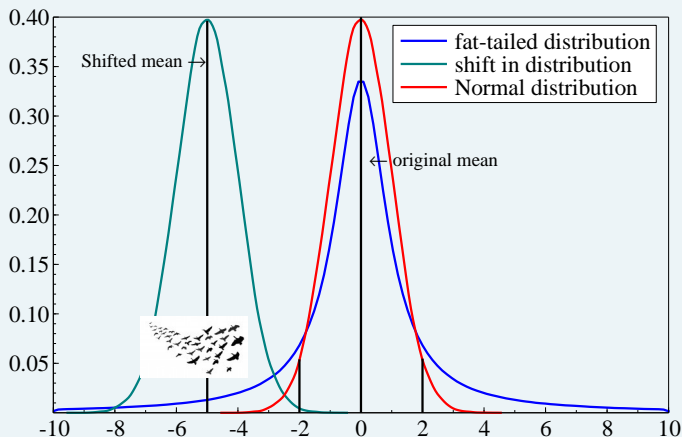
Cannot usually attach probabilities to their occurrence.

Most pernicious form of **extrinsic unpredictability** is a **location shift**: mean of the distribution of X changes from previous 'level' by unknown magnitude and sign at unanticipated time—as in **Soros (2008)**.

Can now get what seem initially to be 'flocks of black swans'.



Location shifts make new ordinary seem unusual relative to past.



Location shifts make new ordinary seem unusual relative to past.
Extrinsic unpredictability wrecks economic agents' ability to plan inter-temporally: and leads to forecast failure.

Irrational to hold 'rational expectations' when shifts occur.

- (1) *Five theorems about conditional expectations*
- (2) *Uncertainty, unpredictability and unanticipated shifts*
- (3) *Empirical location shifts*
- (4) *Imperfect knowledge and conditional expectations*
- (5) *Modelling tools to detect shifts*
- (6) *Conclusions*

Dramatic shifts include:

World War I; 1920–21 flu' epidemic; 1926 general strike;
1930's great depression; World War II; 1970's oil crises;
2008–2012 financial crisis and world-wide recession.

Key financial innovations & changes in credit rationing:

personal cheques (1810s), telegraph (1850s), credit cards (1950s),
ATMs (1960s); deregulating banks and building societies (1980s) etc.

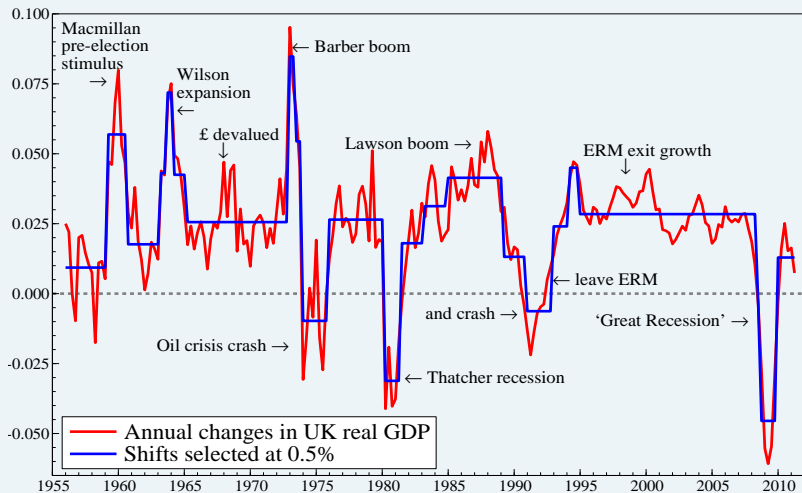
Many policy regime shifts:

on-off gold standard till Bretton Woods (1945), floating exchange rates
(1973); ERM; Keynesian, Monetarism, inflation targeting policies;
creation of EU and Euro zone; Brexit, etc.

Huge changes in technology: electricity, refrigeration, telephones,
TV, cars, flight, nuclear, medicine, computers, communications.

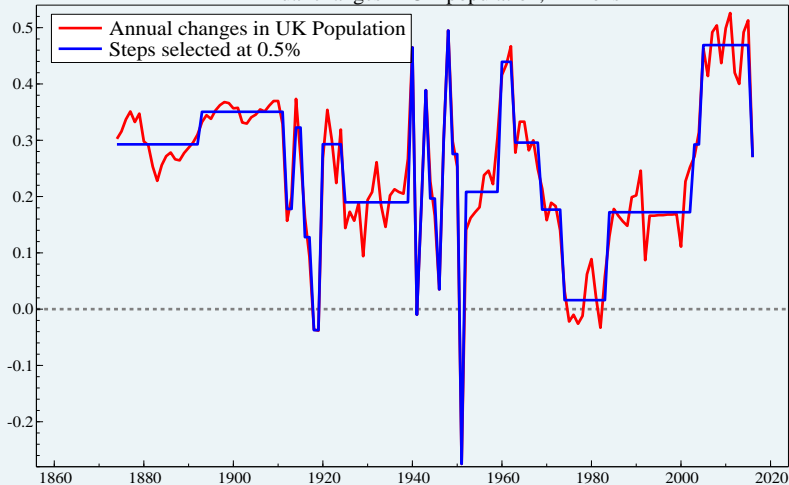
Important evolving changes: globalization & development.

But implications rarely foreseen before shifts occur.

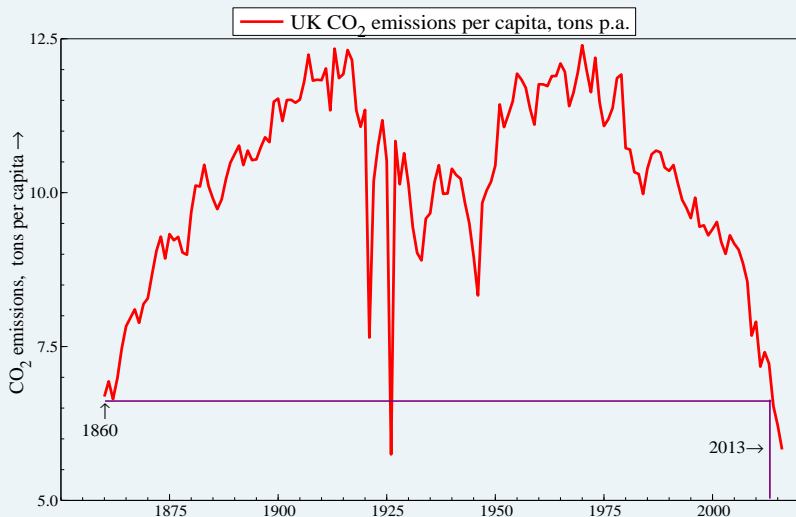


**Here, most shifts correspond to major economic policy changes:
but even the growth rate is far from a stationary process.**

Annual changes in UK population, millions

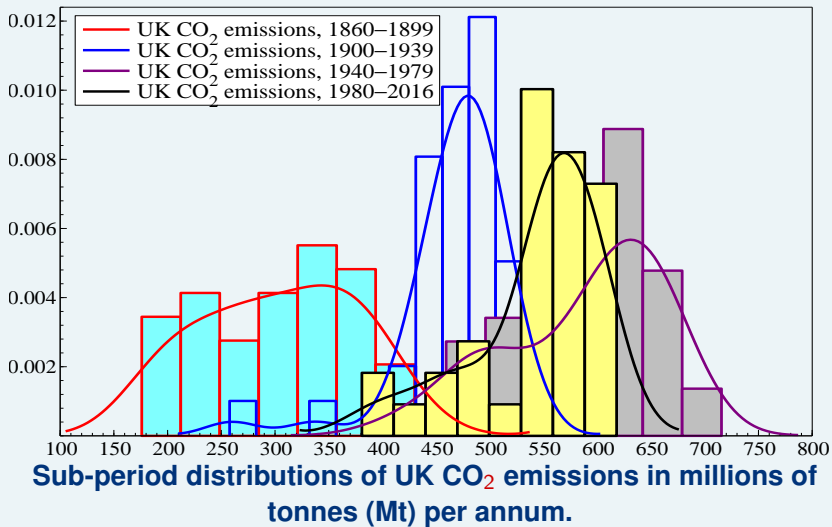


Annual changes in the UK population over 1870–2016, in millions

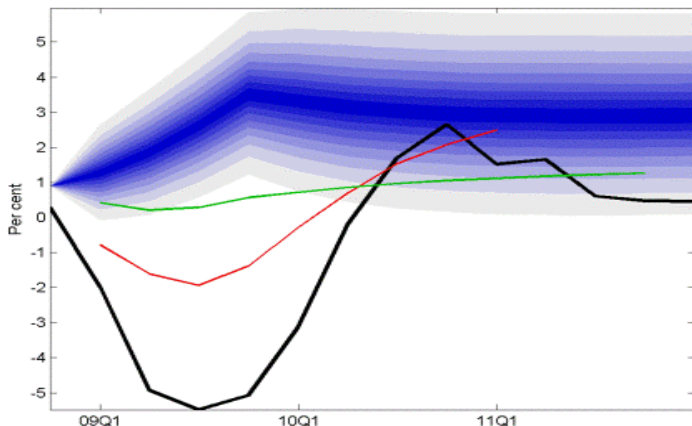


UK CO₂ emissions per capita, in tons per annum over 1860–2016.

Distributional shifts of total UK CO₂ emissions per annum



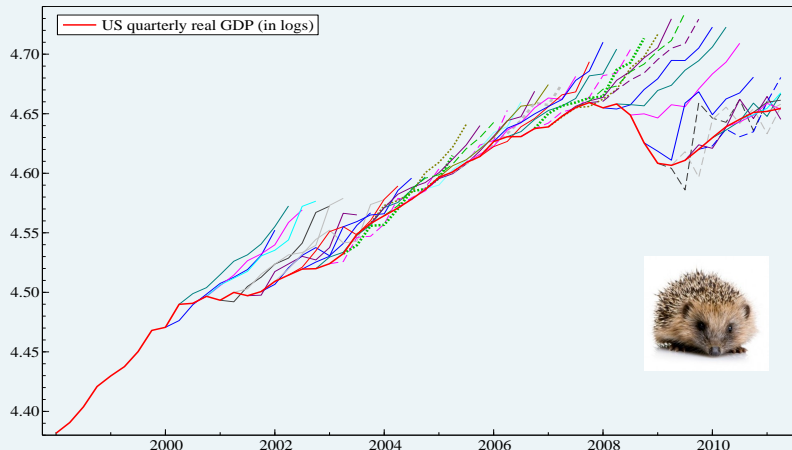
Forecast failure: DSGE Compass pointing in the wrong direction



Bank of England ex post COMPASS density GDP-growth 'forecasts' over Great Recession in blue and **Statistical Suite forecasts in green.**

ONS data in black and *Inflation Report forecasts in red.*

<http://bankunderground.co.uk/2015/11/20/how-did-the-banks-forecasts-perform-before-during-and-after-the-crisis>



Autoregressive forecasts of US GDP also go wrong over Great Recession.
Source: Real Gross Domestic Product, Billions of Chained 2009 Dollars,
Quarterly, Seasonally Adjusted Annual Rate. GPC1 from Federal Reserve
Economic Data. <http://research.stlouisfed.org/fred2>

- (1) *Five theorems about conditional expectations*
- (2) *Uncertainty, unpredictability and unanticipated shifts*
- (3) *Empirical location shifts*
- (4) *Imperfect knowledge and conditional expectations*
- (5) *Modelling tools to detect shifts*
- (6) *Conclusions*

In Euclidean Geometry, the angles of a triangle add to 180^0 —a famous theorem proved by generations of school children.

Draw a triangle on a globe and add the angles—not 180^0 .

Theorems need assumptions, and Euclid assumed a flat surface. But a globe is not flat: theorem is misleading outside its context.

In Euclidean Geometry, the angles of a triangle add to 180° —a famous theorem proved by generations of school children.

Draw a triangle on a globe and add the angles—not 180° .

Theorems need assumptions, and Euclid assumed a flat surface. But a globe is not flat: theorem is misleading outside its context.

The five theorems about conditional expectations **assume the distributions are constant**: but just seen numerous ‘real world’ examples where that assumption is false.

For inter-temporal calculations, all 5 fail when distributions shift. Imperfect Knowledge about shifts has deleterious consequences.

Critics include Frydman and Goldberg (2007), Hendry and Mizon (2014), Hendry (2017), Hendry and Muellbauer (2017).

- (1) *Five theorems about conditional expectations*
- (2) *Uncertainty, unpredictability and unanticipated shifts*
- (3) *Empirical location shifts*
- (4) *Imperfect knowledge and conditional expectations*
- (5) *Modelling tools to detect shifts*
- (6) *Conclusions*

Having more candidate variables N than observations T , so $N > T$, to search over when selecting a model was once believed impossible. I **accidentally** discovered a powerful way to solve this problem.

Most contributors to Magnus and Morgan (1999) found models of food demand that were non-constant over the sample 1929–1952, so **dropped that earlier data**. To investigate why, yet replicate others' models, in Hendry (1999) I added **impulse indicators** for all observations pre-1952.

Having more candidate variables N than observations T , so $N > T$, to search over when selecting a model was once believed impossible.

I **accidentally** discovered a powerful way to solve this problem.

Most contributors to Magnus and Morgan (1999) found models of food demand that were non-constant over the sample 1929–1952, so

dropped that earlier data. To investigate why, yet replicate others' models, in Hendry (1999) I added **impulse indicators** for all observations pre-1952.

This revealed **three very large 'outliers'** due to a 'US Great Depression food program' and post-war de-rationing.

To check that my model was constant over the period from 1953 on, I included impulse indicators for this later period.


Lo! I had included more variables plus indicators than observations.

Formalised as impulse-indicator saturation, IIS has led to a statistical theory for modelling multiple location shifts.

Autometrics, our latest computational tool includes indicator saturation methods for shifts and outliers of any magnitude and sign, at any number of time points.


Approach extends to the **discovery of causal models** hidden in a welter of information, while retaining theory insights, even when **more candidate variables than observations**: see Hendry and Doornik (2014) and Hendry and Johansen (2015).

David F. Hendry and Jurgen A. Doornik



Empirical Model Discovery and Theory Evaluation

Automatic Selection Methods in Econometrics



- (1) *Five theorems about conditional expectations*
- (2) *Uncertainty, unpredictability and unanticipated shifts*
- (3) *Empirical location shifts*
- (4) *Imperfect knowledge and conditional expectations*
- (5) *Modelling tools to detect shifts*
- (6) *Conclusions*

Imperfect knowledge is ubiquitous—but some aspects of ignorance are more troublesome than others:

lack of knowledge about shifts of distributions can lead to invalid theory, model break down, forecast failure incorrect policy responses.

My talk had five main aims:

- 1] relate unpredictability to imperfect knowledge about shifts;**
- 2] illustrate the empirical prevalence of location shifts;**
- 3] derive implications for failures of rational expectations,**
- 4] and the invalidity of inter-temporal mathematics of DSGEs;**
- 5] yet note how to successfully model ever-changing worlds.**

I hope you are now certain the talk was worth hearing.

Thank you

- Clements, M. P., and Hendry, D. F. (2005). Guest Editors' introduction: Information in economic forecasting. *Oxford Bulletin of Economics and Statistics*, 67, 713–753.
- Frydman, R., and Goldberg, M. D. (2007). *Imperfect Knowledge Economics: Exchange Rates and Risk*. Princeton, New Jersey: Princeton University Press.
- Galí, J., and Gertler, M. (1999). Inflation dynamics: A structural econometric analysis. *Journal of Monetary Economics*, 44, 195–222.
- Goldberger, A. S. (1991). *A Course in Econometrics*. Cambridge, Mass.: Harvard University Press.
- Hendry, D. F. (1999). An econometric analysis of US food expenditure, 1931–1989. in Magnus, and Morgan (1999), pp. 341–361.
- Hendry, D. F. (2017). Deciding between alternative approaches in macroeconomics. *International Journal of Forecasting*, forthcoming, with discussion.
- Hendry, D. F., and Doornik, J. A. (2014). *Empirical Model Discovery and Theory Evaluation*. Cambridge, Mass.: MIT Press.
- Hendry, D. F., and Johansen, S. (2015). Model discovery and Trygve Haavelmo's legacy. *Econometric Theory*, 31, 93–114.
- Hendry, D. F., and Mizon, G. E. (2014). Unpredictability in economic analysis, econometric modeling and forecasting. *Journal of Econometrics*, 182, 186–195.
- Hendry, D. F., and Muellbauer, J. N. J. (2017). The future of macroeconomics: Macro theory and models at the Bank of England. *Oxford Review of Economic Policy*, forthcoming.
- Hendry, D. F., and Trivedi, P. K. (1972). Maximum likelihood estimation of difference equations with moving-average errors: A simulation study. *Review of Economic Studies*, 32, 117–145.
- Loungani, P. (2001). How accurate are private sector forecasts? Cross-country evidence from consensus forecasts of output growth. *International Journal of Forecasting*, 17, 419–432.
- Magnus, J. R., and Morgan, M. S. (eds.) (1999). *Methodology and Tacit Knowledge: Two Experiments in Econometrics*. Chichester: John Wiley and Sons.
- Soros, G. (2008). *The New Paradigm for Financial Markets*. London: Perseus Books.
- Taleb, N. N. (2007). *The Black Swan*. New York: Random House.